




Concealed Grid Systems

ARMSTRONG MESH Clip-In, Hook-On

R-Clip, R-H 200, R-H 200 MT, R-H 215, R-H 215 MT



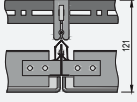




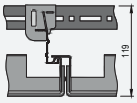

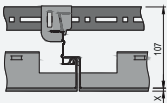

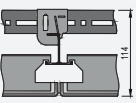

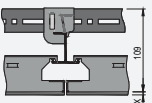
























- **Armstrong MESH Clip-In & Hook-On** combines functionality with stylish simplicity and is ideal for breaking up larger ceiling spaces. Its high open area is perfect for any industrial look inspiration.
- MESH – visible side with 90° upturn on all four edges and welded stiffening profiles inside.
- MESH MT (MicroTack Technology) – flat visible side, without upturn, with welded stiffening profiles on all edges.
- MESH R-Clip / MESH R-H 200 / MESH R-H 200 MT available with lock function.
- MESH R-H 200 / MESH R-H 200 MT available in trapezoidal shapes for radial ceilings.
- Fully configurable large size panels.
- Additional design options available as part of our **Vario Design** range.
- Ideal for open spaces and large rooms with flexible partitioning.



ARMSTRONG MESH Clip-In, Hook-On

R-Clip, R-H 200, R-H 200 MT, R-H 215, R-H 215 MT

Edge details		MESH R-Clip  					
System		U-Profile + DP12 A-Bar					
Dimensions (mm)		RB25 Panel length: 597 - 2500 RB35 Panel width: 247 - 700 RB55 Max size (m ²): 1.75					
Edge details		MESH R-H 200  	MESH R-H 200 MT  	MESH R-H 215  	MESH R-H 215 MT  	X = Mesh thickness	
System		U-Profile + J-Bar	U-Profile + J-Bar	U-Profile + H-Profile 35mm	U-Profile + H-Profile 35mm		
Dimensions (mm)		KD100 Panel length: 597 - 1500 Panel width: 247 - 500 Max size (m ²): 1.75		RB25 Panel length: 597 - 2500 RB35 Panel width: 247 - 700 RB55 Max size (m ²): 1.75			
Material & patterns		Galvanised steel KD100 / RB25 = 1.0mm (KD100 not available for MT version and R-Clip) RB35 / RB55 = 1.5mm					
		 KD100 Q6 x 4.5 - 1.2 x 1 Open area: 35%	 RB25 R16 x 8 - 2 x 1 Open area: 50%	 RB35 R28 x 10 - 2 x 1.5 Open area: 58%	 RB55 R43 x 13 - 2.5 x 1.5 Open area: 62%		
Colours		 RAL 9010 Other colours  RAL 9005  RAL 9006  RAL 9007					
Weight		KD100 8.1 - 15.3 kg/m ²	RB25 6.0 - 15.0 kg/m ²	RB35 6.8 - 16.3 kg/m ²	RB55 6.3 - 15.6 kg/m ²		
Fire reaction		Euroclass A2-s1, d0 as per EN 13501-1			RUS KM1 (G1, V1, D1, T1) as per 123-FZ	Values applicable for RAL 9010 solutions only.	
Humidity resistance		95% RH					
Indoor air quality		 A+					
Cleanability							
Sustainability		 ≈14% Silver*					*Value applicable for RAL 9010 solutions only.
Design options				MESH R-H 200 MESH R-H 200 MT	MESH R-Clip MESH R-H 200 MESH R-H 200 MT	 Shapes  Secure Function	

[Previous page] MESH R-H 215, RB35, RAL 9006 (Automobilklub, Warsaw, Poland, ©Szymon Polański)

vd Options with this icon are available from our **Vario Design** range. Some combinations of colours and/or perforations are not available for every product. Products may vary from country to country. Please contact your local sales representative. For further information and legal notice, please visit our website. knaufceilingsolutions.com